



BSP INTERNET BANKING

Quick Reference Guide

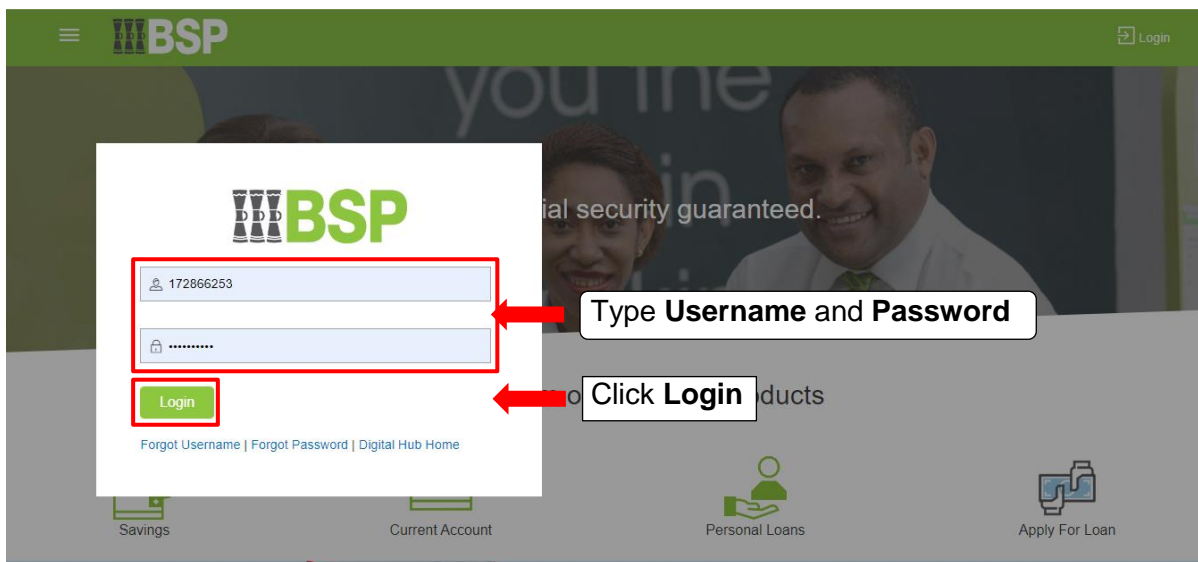
EasiPay TopUp



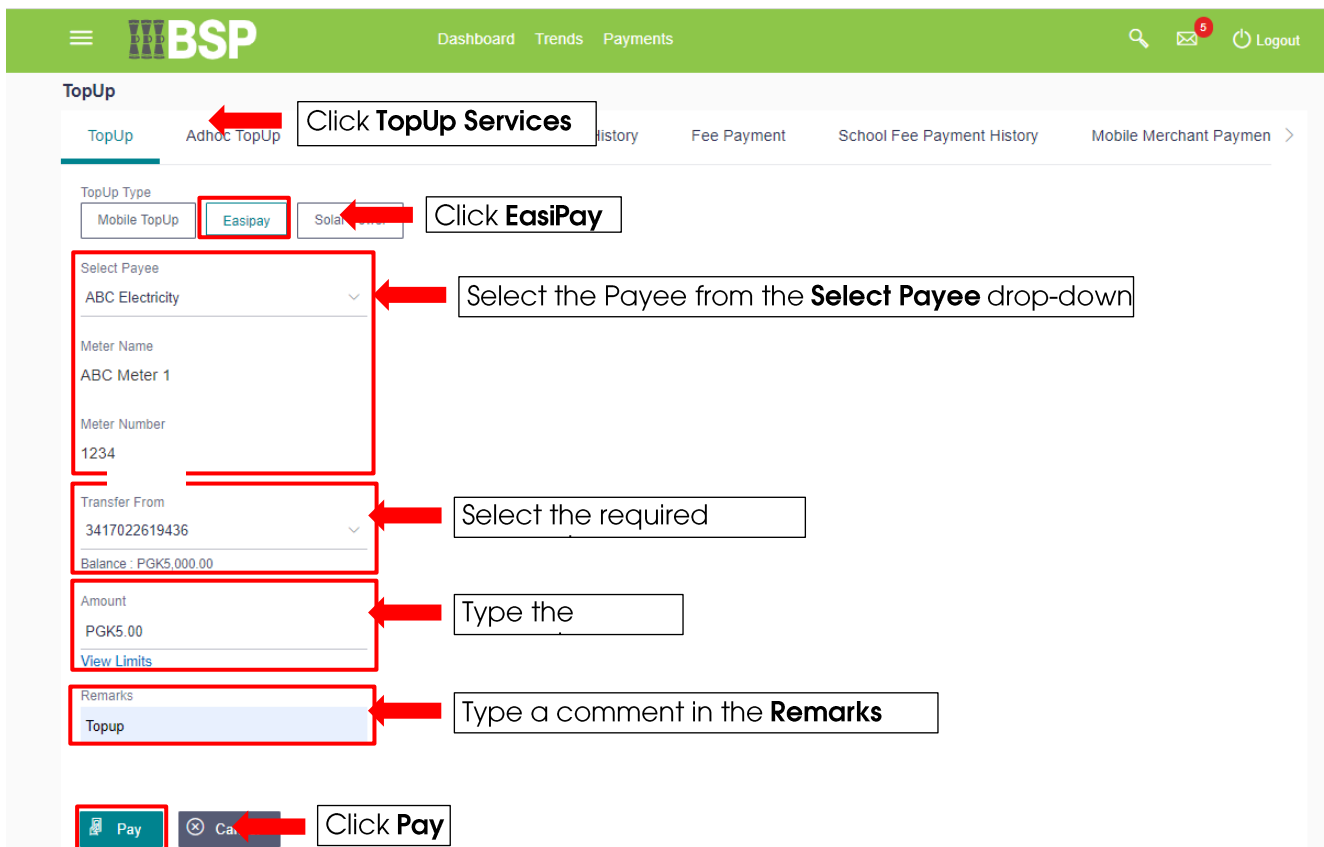
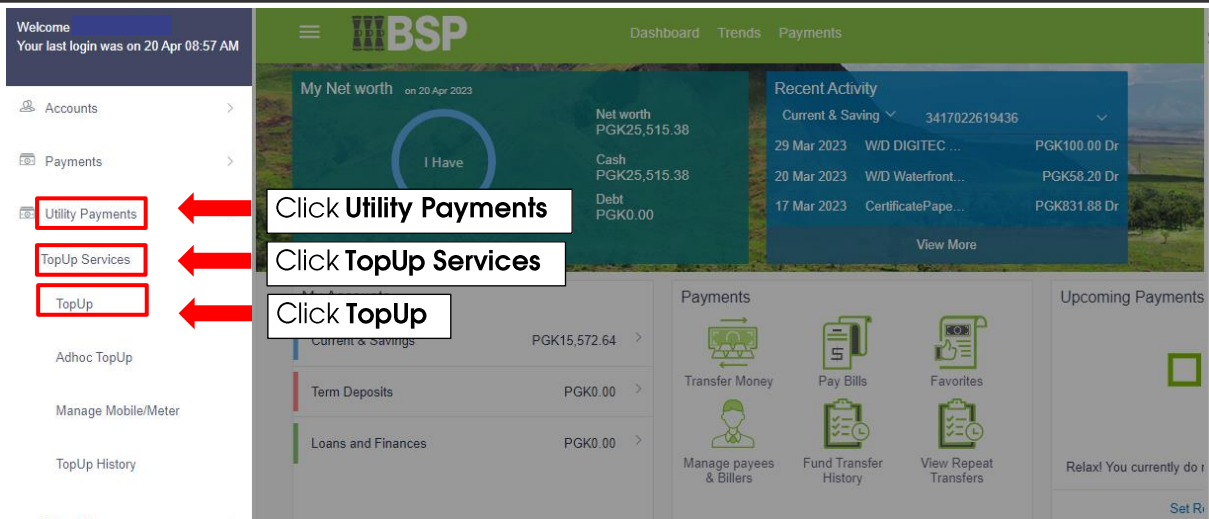


Use this Quick Reference Guide to:

1. EasiPay TopUp – How to top-up EasiPay



EasiPay TopUp – Quick Reference



EasiPay TopUp – Quick Reference

TopUp

TopUp Type
Easipay

Payee Name
ABC Electricity

Meter Number
1234

Amount
PGK50.00

Transfer From
3417022619436

Remarks
Topup

Click Confirm

[Back to Dashboard](#)

Copyright © 2023, BSP Digital Hub and/or its affiliates. All rights reserved. | [Security Information](#) | [Terms and Conditions](#)

TopUp - Meter

One Time Verification

A verification code has been sent to your registered mobile number. Please enter that code below to complete the process

Verification Code

.....

Resend Code

Attempts Left
4

Reference Number
508800

Type the Verification Code

Click the Submit button

- Enter **Verification Code** as received by email and mobile
- Or enter **Security Question** answer
- Or enter **Verification Code** generated on the **BSP PaySecure App**

NOTE: The Verification type will depend on how customer is set up to receive an authorization code via email or mobile or uses the **BSP PaySecure App** to

Copyright © 2023, BSP Digital Hub and/or its affiliates. All rights reserved. | [Security Information](#) | [Terms and Conditions](#)

EasiPay TopUp – Quick Reference

Download E Receipt

Your transaction is successful.
Reference Number 2022243022313050
Host Reference Number 294MBET222430002

TopUp Type
Easipay

Amount
PGK111.00

Payee Name
Pits

Remarks
Easipay test

What would you like to do next?

Go To Dashboard More Payment Options

Click **Download E Receipt** if required

The confirmation screen will display the **Reference Number**

Copyright © 2021, BSP Digital Hub and/or its affiliates. All rights reserved. | Security Information | Terms and Conditions

2. Manage EasiPay TopUp Payee – Add new EasiPay TopUp Payee

Type **Username and Password**

Click **Login**

Click the **Toggle Menu**

My Net worth on 19 Jul 2022

I Have Net worth PGK19,795,289.35

I Owe PGK2,281,353.12

Recent Activity

Current & Saving 2940000004818 - ABD

15 Jun 2022 AMOUNT Disb... PGK20,000.00 Cr

15 Jun 2022 AMOUNT Disb... PGK200,000.00 Cr

15 Jun 2022 ATTORNEY_F... PGK30.00 Dr

My Accounts

Current & Savings PGK22,071,488.47

Term Deposits PGK5,555.00

Loans and Finances PGK2,281,353.12

Payments

Transfer Money Pay Bills Favorites

Manage payees & Billers Fund Transfer History View Repeat Transfers

Upcoming Payments

Relax! You currently do not have any Upcoming Payments

Set Repeat Transfers

Quick Access

View Statement New Deposit

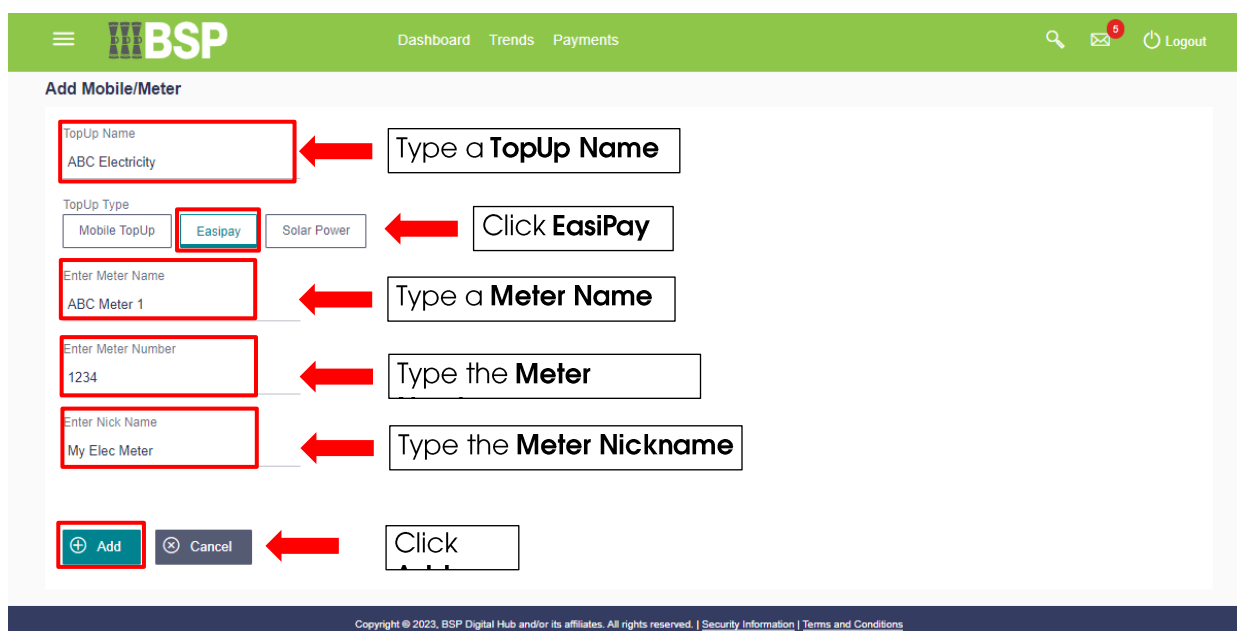
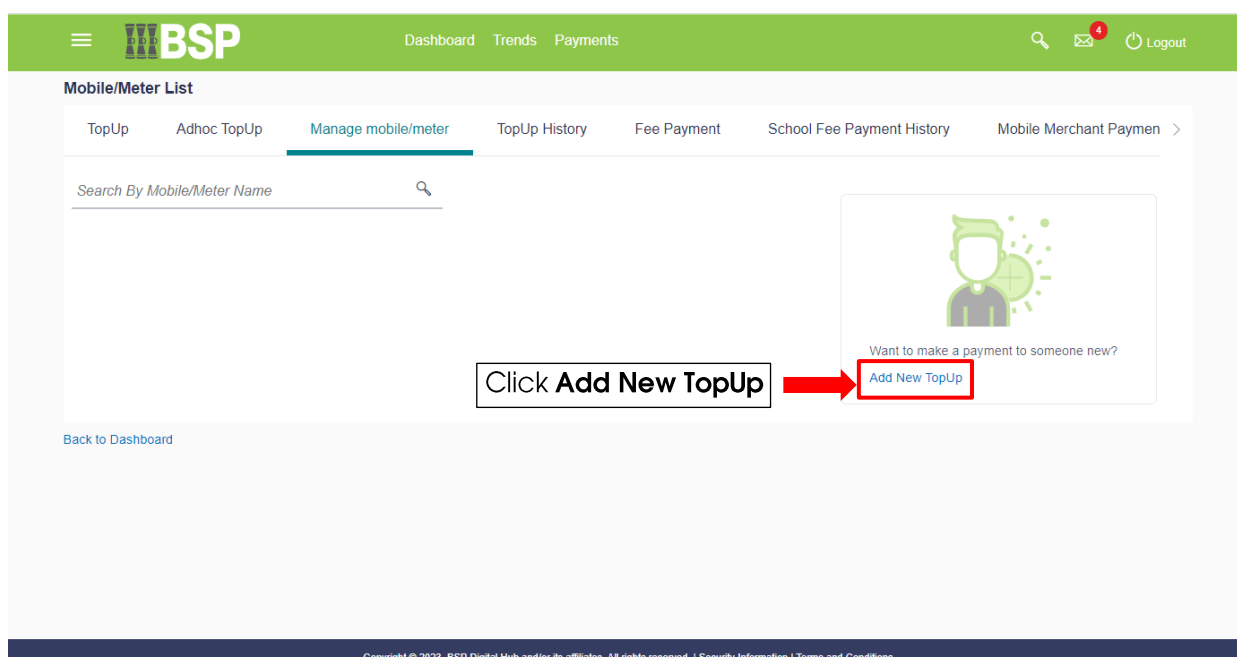
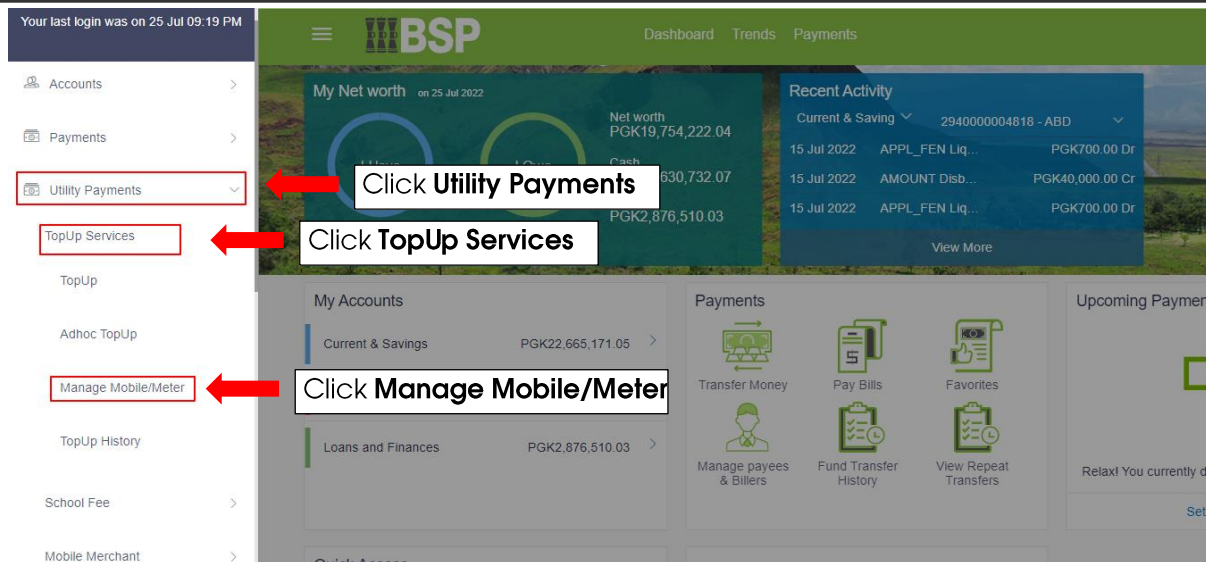
BEST PRICE

Book movie tickets using BSP Digital Hub credit card and be assured of the best price.

Service Requests View All

0 Pending

EasiPay TopUp – Quick Reference



BSP Dashboard Trends Payments 🔍 📧 5 🔌 Logout

Add Mobile/Meter

🔔 You initiated a request for Meter Registration. Please review details before you confirm!

Meter Name
ABC Meter 1

Meter Number
1234

TopUp Name
ABC Electricity

Nick Name
My Elec Meter

✔ Confirm ← Back ✖ Cancel

Click Confirm

Copyright © 2023, BSP Digital Hub and/or its affiliates. All rights reserved. | [Security Information](#) | [Terms and Conditions](#)

BSP Dashboard Trends Payments 🔍 📧 4 🔌 Logout

Add Mobile/Meter

One Time Verification **Type the Verification Code**

A verification code has been sent to your registered mobile number. Please enter that code below to complete the process.

Verification Code
.....

Resend Code
Attempts Left
4

Reference Number
508800

✔ Submit ✖ Cancel

Click the Submit

- Enter **Verification Code** as received by email and mobile
- Or enter **Security Question** answer
- Or enter **Verification Code** generated on the **BSP PaySecure App**

NOTE: The Verification type will depend on how customer is set up to receive an authorization code via email or mobile or uses the **BSP PaySecure App** to

Copyright © 2023, BSP Digital Hub and/or its affiliates. All rights reserved. | [Security Information](#) | [Terms and Conditions](#)

BSP Dashboard Trends Payments 🔍 📧 5 🔌 Logout

Add Mobile/Meter

✔ Meter added successfully.
Reference Number 2023110045164207

Mobile number successfully added

Meter Name
ABC Meter 1

Meter Number
1234

Nick Name
My Elec Meter

TopUp Name
ABC Electricity

What would you like to do next?

🏠 Go To Dashboard 🔌 More Payment Options

Copyright © 2023, BSP Digital Hub and/or its affiliates. All rights reserved. | [Security Information](#) | [Terms and Conditions](#)

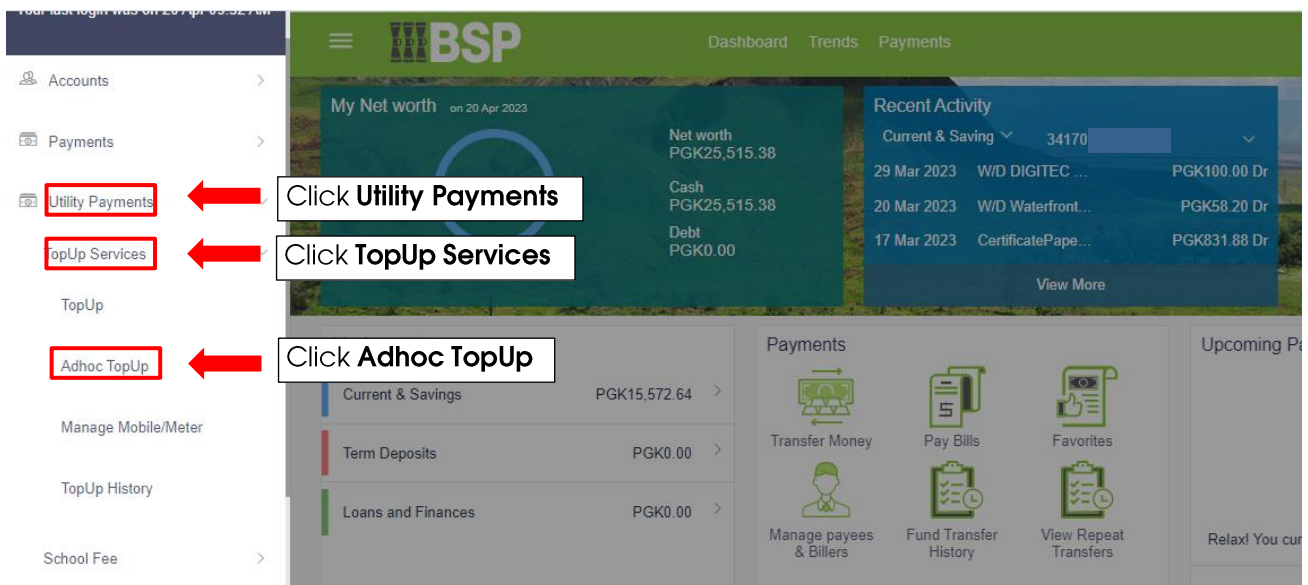
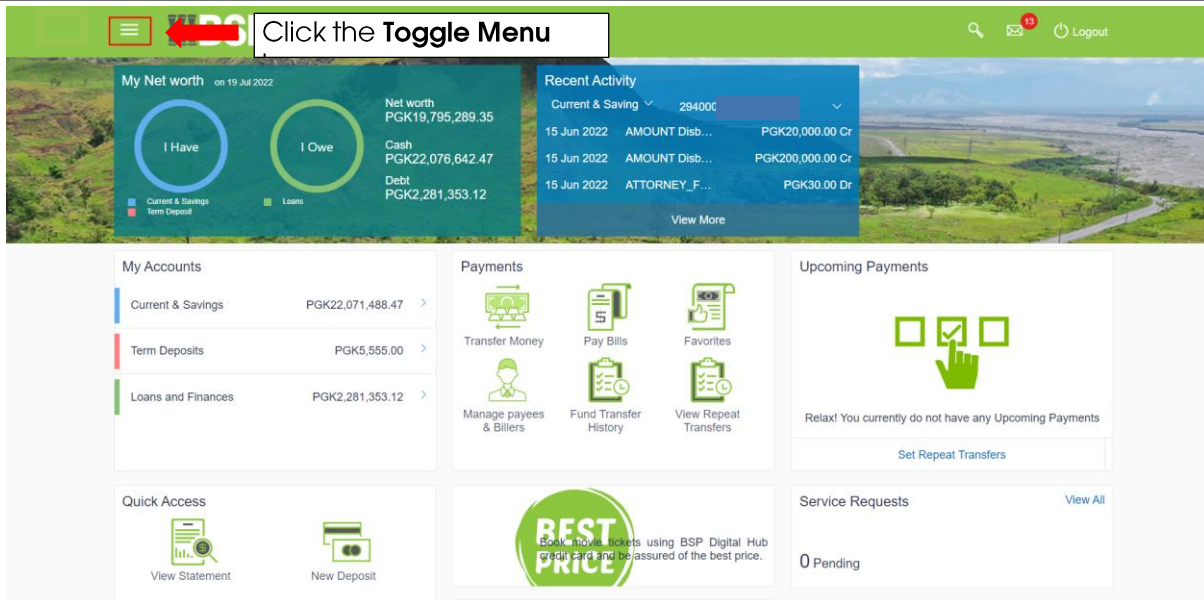
3. Manage Payees – How to View / Edit or Delete a list of Payees

The screenshot shows the BSP Digital Hub interface. At the top, there is a navigation bar with 'Dashboard', 'Trends', and 'Payments'. Below this is the 'Mobile/Meter List' section. A red box highlights the 'Manage mobile/meter' tab, with an arrow pointing to it and the text 'Click Manage Mobile/Meter'. Below the tabs, there is a search bar and a list of payees. The first payee is 'ABC Electricity'. A red box highlights the drop-down arrow next to it, with an arrow pointing to it and the text 'Click the drop-down'. Below the payee name, there are three dots indicating a menu. A red box highlights these dots, with an arrow pointing to it and the text 'Click the 3 dots'. Below the dots, there are two options: 'View/Edit' and 'Delete'. A red box highlights these options, with an arrow pointing to it and the text 'Click the required option to View/Edit or Delete the Mobile payee.' The page also includes a 'Back to Dashboard' link and a footer with copyright information.

4. EasiPay Adhoc TopUp – How to top up EasiPay for a once-off Payee

The screenshot shows the BSP Digital Hub login page. A white login form is overlaid on the background. The form has two input fields: one for the username (172866253) and one for the password (masked with dots). A red box highlights both input fields, with an arrow pointing to it and the text 'Type Username and Password'. Below the input fields is a green 'Login' button. A red box highlights the button, with an arrow pointing to it and the text 'Click Login'. The background shows the BSP logo and a banner with the text 'you the' and 'ial security guaranteed.'. Below the login form, there are links for 'Forgot Username', 'Forgot Password', and 'Digital Hub Home'. At the bottom, there are icons for 'Savings', 'Current Account', 'Personal Loans', and 'Apply For Loan'.

EasiPay TopUp – Quick Reference



EasiPay TopUp - Quick Reference

The screenshot shows the 'Adhoc TopUp' form in the BSP Digital Hub. The form includes the following fields and annotations:

- TopUp Type:** A dropdown menu with 'Easipay' selected. An annotation 'Click EasiPay' points to this field.
- Enter meter name:** A text input field containing 'Easipay test'. An annotation 'Type the Meter' points to this field.
- Meter Number:** A text input field containing '9876'. An annotation 'Type the Meter' points to this field.
- Transfer From:** A dropdown menu showing '294000004818 - ABD' with a balance of 'PGK1,019,357,458.05'. An annotation 'Select the account to transfer' points to this field.
- Amount:** A text input field containing 'PGK113.00'. An annotation 'Type the amount of' points to this field.
- Buttons:** 'Pay' and 'cancel' buttons are at the bottom. An annotation 'Click Pay' points to the 'Pay' button.
- Navigation:** A 'Back to Dashboard' link is at the bottom left.

Copyright © 2021, BSP Digital Hub and/or its affiliates. All rights reserved. | [Security Information](#) | [Terms and Conditions](#)

The screenshot shows the confirmation screen for the Adhoc TopUp Payment. It includes the following information and annotations:

- Notification:** 'You initiated a request for Adhoc TopUp Payment. Please review details before you confirm!'
- Meter Name:** 'Easipay test'
- Meter Number:** '9876'
- Amount:** 'PGK113.00'
- Pay From:** '294000004818'
- Buttons:** 'Confirm', 'Back', and 'Cancel' buttons are at the bottom. An annotation 'Click Confirm' points to the 'Confirm' button.

Copyright © 2021, BSP Digital Hub and/or its affiliates. All rights reserved. | [Security Information](#) | [Terms and Conditions](#)

One Time Verification

Type the **Verification Code**

A verification code has been sent to your registered mobile number. Please enter that code below to complete the process

Verification Code
.....

Resend Code
Attempts Left
4

Reference Number
508800

Submit Cancel

- Enter **Verification Code** as received by email and mobile
- Or enter **Security Question** answer
- Or enter **Verification Code** generated on the **BSP PaySecure App**

NOTE: The Verification type will depend on how customer is set up to receive an authorization code via email or mobile or uses the **BSP PaySecure App** to

Copyright © 2023, BSP Digital Hub and/or its affiliates. All rights reserved. | [Security Information](#) | [Terms and Conditions](#)

Adhoc TopUp Payment

Your transaction is successful.
Reference Number 2022243022313110
Host Reference Number 294MBET222430004

Download E Receipt

Amount
PGK113.00

Meter Name
Easipay test

Pay From
2940000004818

Meter Number

What would you like

Go To Dashboard More Payment Options

The confirmation screen will be displayed along with the **Reference Numbers**

Click **Download E Receipt** if required

Copyright © 2021, BSP Digital Hub and/or its affiliates. All rights reserved. | [Security Information](#) | [Terms and Conditions](#)