

BSP INTERNET BANKING

Quick Reference Guide

**VIEW AND DOWNLOAD YOUR
LOAN TRANSACTION HISTORY**



Quick Reference Guide: View and Download Your Loan Transaction History



Use this Quick Reference Guide to:

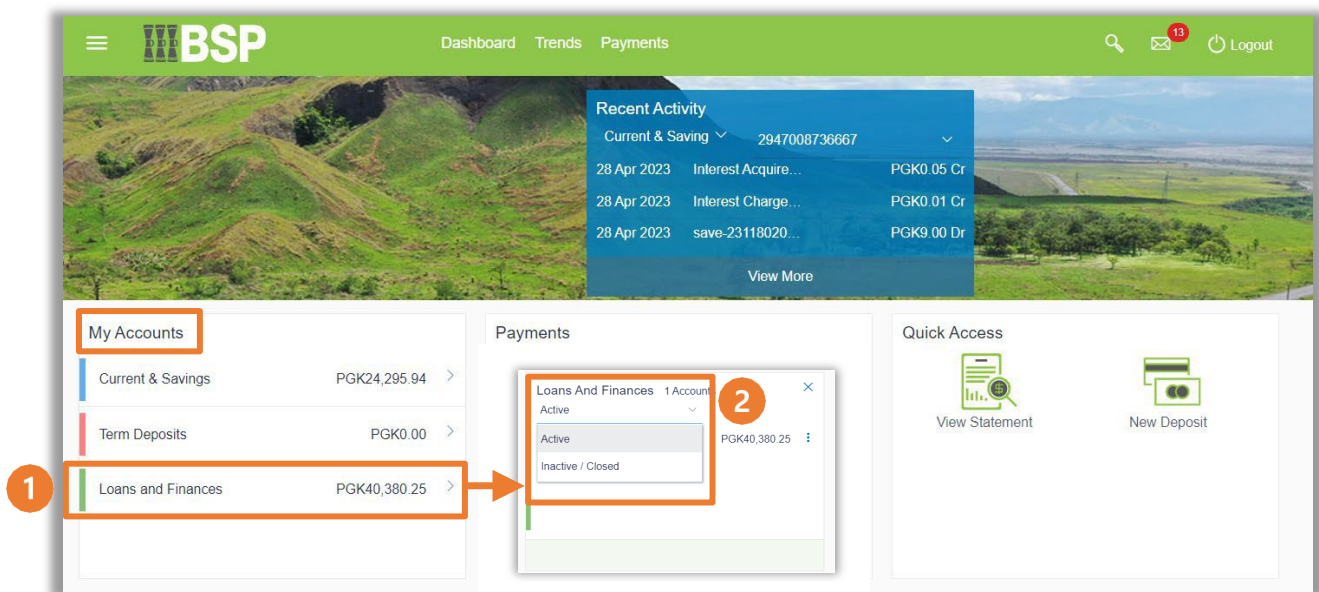
View and download a PDF of your Loan Transaction History.

View your Loan Transaction History

Use the **Transaction History** function to view your Loan Transaction History.

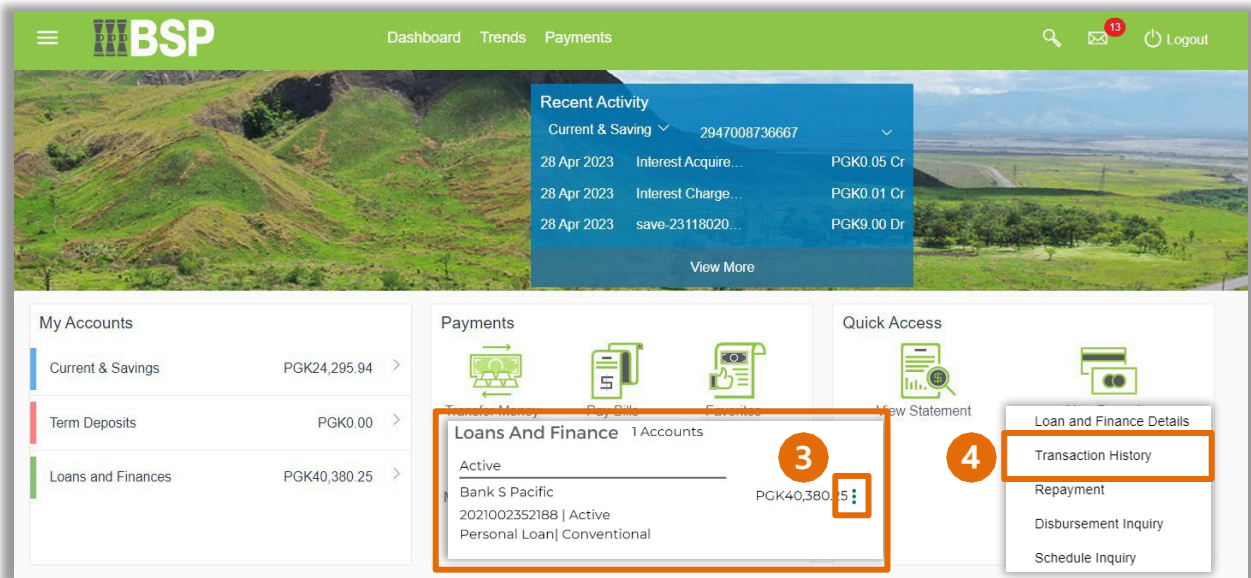
1. Select **Loans and Finances** under **My Accounts** from your **BSP Internet Banking Dashboard**
2. Select **Active** from the **Loans and Finances drop-down** menu, to view your active accounts

Note: Select **Inactive / Closed** – to view inactive or closed accounts.

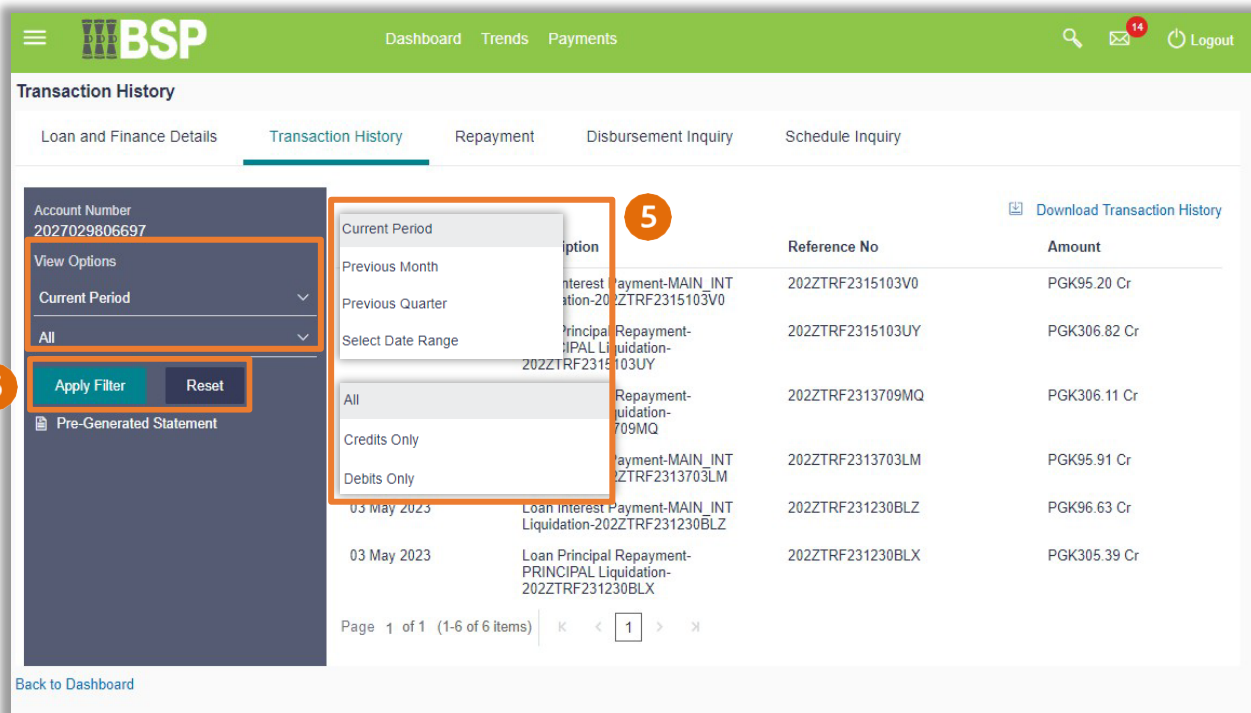


Quick Reference Guide: View and Download Your Loan Transaction History

3. Click the **three-dots** to open the menu options
4. Select **Transaction History**

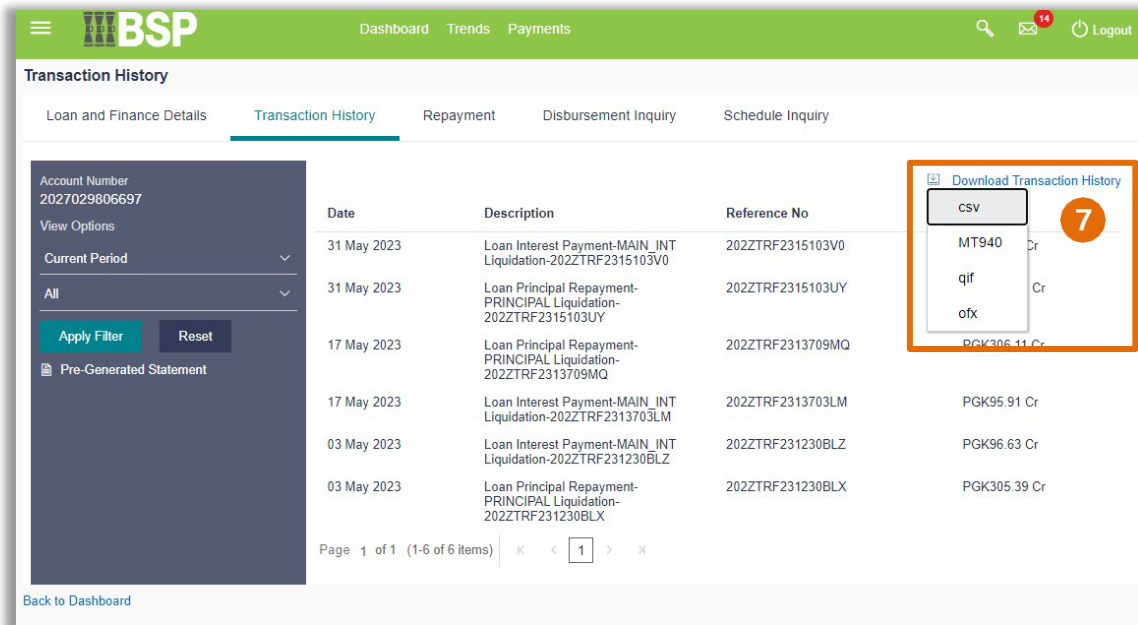


5. Use the drop-down menu options to filter your transaction history by **Date** and **Transaction Type**
 - **By Date:** Current Period, Previous Month, Previous Quarter or Select Date Range
 - **By Transaction Type:** All, Credits Only or Debits Only
6. Select **Apply Filter** to display the selection or **Reset** to choose a different date range and transaction type



Quick Reference Guide: View and Download Your Loan Transaction History

7. Select **Download Transaction History** and choose your preferred file format



The screenshot shows the BSP Transaction History page. The page has a green header with the BSP logo and navigation links for Dashboard, Trends, and Payments. Below the header, there are tabs for Loan and Finance Details, Transaction History (selected), Repayment, Disbursement Inquiry, and Schedule Inquiry. On the left, there is a sidebar with account details (Account Number: 2027029806697) and filter options (Current Period: All, Apply Filter, Reset, Pre-Generated Statement). The main area displays a table of transactions with columns for Date, Description, Reference No, and a balance indicator (Cr). A 'Download Transaction History' button is highlighted with an orange box, and a dropdown menu is open showing file format options: csv, MT940, qif, and ofx. A red circle with the number 7 is placed over the 'csv' option. The page footer includes a 'Back to Dashboard' link and pagination information (Page 1 of 1, 1-6 of 6 items).

Date	Description	Reference No	
31 May 2023	Loan Interest Payment-MAIN_INT Liquidation-202ZTRF2315103V0	202ZTRF2315103V0	
31 May 2023	Loan Principal Repayment-PRINCIPAL Liquidation-202ZTRF2315103UY	202ZTRF2315103UY	
17 May 2023	Loan Principal Repayment-PRINCIPAL Liquidation-202ZTRF2313709MQ	202ZTRF2313709MQ	
17 May 2023	Loan Interest Payment-MAIN_INT Liquidation-202ZTRF2313703LM	202ZTRF2313703LM	PGK95.91 Cr
03 May 2023	Loan Interest Payment-MAIN_INT Liquidation-202ZTRF231230BLZ	202ZTRF231230BLZ	PGK96.63 Cr
03 May 2023	Loan Principal Repayment-PRINCIPAL Liquidation-202ZTRF231230BLX	202ZTRF231230BLX	PGK305.39 Cr

Note: Some file formats require specialist software to view the file. The CSV file format can be opened in MS Excel.

Additional Support

Please contact the BSP Customer Call Centre:

Phone: (+675) 3201212 or 7030 1212

Email: servicebsp@bsp.com.pg

Copyright Information

All rights reserved world-wide under international copyright agreements. No part of this document can be reproduced, stored in a retrieval system, or transmitted in any form or by any means, electronic, mechanical, photocopying, recording, or otherwise without the prior written permission of BSP Financial Group Limited.